


# Core MPS on Platform Cautious Portfolio

31 March 2024

## Key Information

**Launch Date:** 31 May 2019  
**Benchmark:** Cash + 1.5%  
**Investment Strategy:** Global Multi Asset  
**Base Currency:** Sterling  
**Yield:** 2.1% per annum  
**Evelyn Partners Fee<sup>†</sup>:** 0.20%  
**Ongoing Charges Figure (OCF):** 0.36%  
**Transaction cost (estimated):** 0.23%  
**Risk Rating Scores<sup>†</sup>**



The MPS Team draws from the best ideas of the Evelyn Partners central investment process. The main aim is to preserve and grow the real value of our clients' capital over time.

### The core principles are:

- Investors are particularly sensitive to losses rather than averse to taking risk
- Long-term performance should be judged alongside returns from cash and inflation
- Equity will be the main driver of real returns, but that these returns require patience and discipline to achieve
- Short-term market movements are impossible to predict
- Asset allocation is the long term driver of performance and risk management
- Understanding and managing liquidity is vital

## About Evelyn Partners

Evelyn Partners is an award-winning investment company that builds on a heritage of more than 180 years. Our clients include private individuals, families, charities and professionals, and we are trusted to manage over £59.1 billion<sup>1</sup> on their behalf.

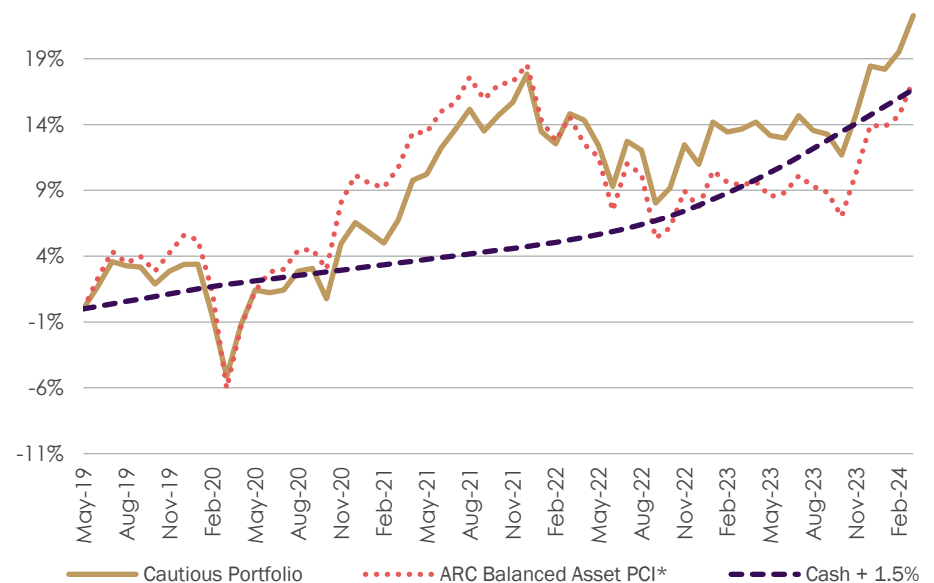
At Evelyn Partners, our focus is to preserve and grow the real value of our client assets after inflation and fees.

## Investment Objective

The Cautious portfolio aims to deliver a real return, in-line with the risk guidelines below. The portfolio aims to achieve its objectives through investment in a global portfolio of equities, bonds, commercial property and other asset classes. Exposure will be primarily gained through collective investment schemes (unit trusts, OEICs, investment trusts, ETFs).

Cautious Portfolio is appropriate for an investor who is comfortable with low volatility of returns, typically having around 40% of their portfolio invested in equities, and who is able to tolerate a loss of up to 12.5% of the value of their portfolio in any one year. This percentage loss is based on what might be reasonably expected 95% of the time. The projected annualised rate of return over the longer term is the Consumer Price Index (CPI) +1.5%.

## Performance Since Launch\*\*



## 12 Months Rolling Performance\*\* (%)

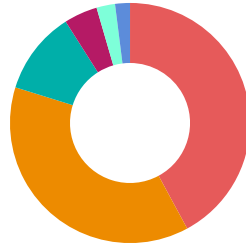
1 year to the end of:	Mar 24	Mar 23	Mar 22	Mar 21	Mar 20
Cautious Portfolio	7.6	-1.0	7.6	12.5	N/A
ARC Balanced Asset PCI*	7.3	-4.5	3.5	17.9	N/A
Cash + 1.5%	6.7	3.9	1.7	1.6	N/A

**Past performance, or any yields quoted, should never be considered a reliable indicator of future returns.**

## Top Ten Holdings

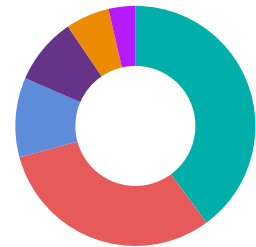
Holding	
VANGUARD U.S. GOVT BD IDX INS PL £	11.7%
VANGUARD U.S. EQ IDX INS PL £ INC	6.8%
DOLLAR GBP HEDGED	6.3%
BNY MELLON US EQUITY INCOME GBP E	5.5%
INVESCO PHYSICAL GOLD ETC	4.5%
NEUBERGER BERMAN UNCRLD STRS GBP	4.5%
GQG PARTNERS US EQUITY Q GBP ACC	4.5%
HSBC EUROPEAN INDEX INCOME C	4.5%
VONTOBEL TWENTYFOUR ABS RETCRDT	4.3%
L&G UK 100 INDEX C INC	4.3%

## Asset Allocation



- Equities 42.1%
- Bonds 37.7%
- Absolute Return 11.2%
- Gold 4.5%
- Property 2.5%
- Cash 2.0%

## Geographic Equity Allocation



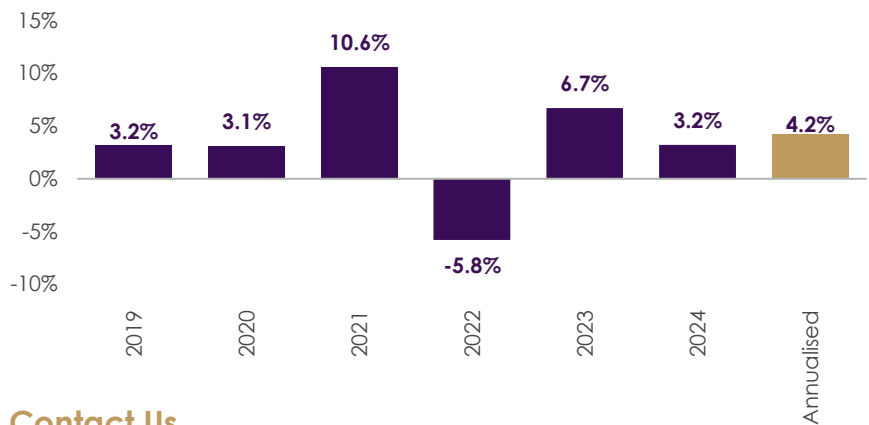
- US Equity 39.9%
- UK Equity 30.9%
- Europe ex UK Equity 10.7%
- Asia Pacific ex Japan Equity 9.0%
- Global Emerging Equity 5.9%
- Japan Equity 3.6%

## Our Platform Partners



These logos belong to the relevant companies.

## Calendar Year Returns\*\*\*



## Contact Us

Please contact your financial adviser for more information.  
[www.evelyn.com](http://www.evelyn.com)  
[IFAServices@evelyn.com](mailto:IFAServices@evelyn.com)

## Important Information

**The value of investments and the income from them may go down as well as up. You may not get back the amount you invest. Past performance, or any yields quoted, should never be considered a reliable indicator of future returns.**

When investments are made in overseas securities, movements in exchange rates may have an effect on the value of that investment. The effect may be favourable or unfavourable. Please note that bond funds may not behave like direct investments in the underlying bonds themselves. By investing in bond funds the certainty of a fixed income for a fixed period with a fixed return of capital are lost. Different funds carry varying levels of risk depending on the geographical region and industry sector in which they invest. You should make yourself aware of these specific risks prior to investing. Targeted absolute return funds do not guarantee a positive return and you could get back less than you invested, much like any other investment. Additionally, the underlying assets of targeted absolute return funds generally use complex hedging techniques through the use of derivative products. Funds which invest in specific sectors may carry more risk than those spread across a number of different sectors. In particular, gold, technology and other focused funds can suffer as the underlying stocks can be more volatile and less liquid. The property market can be illiquid; consequently, there can be times when investors will be unable to sell their holdings. Property valuations are subjective and a matter of judgement.

All data is at 31 March 2024 and rounded to the nearest 0.1%. \*This benchmark has been displayed for comparative purposes only and is not a benchmark for the Portfolio. Each Evelyn Partners Platform Model Portfolio has a benchmark of Cash, Bank of England Base Rate. \*\*Performance figures are net of underlying fund fees but do not include Evelyn Partners Investment Management Fee of 0.20%. \*\*\* The calendar year returns performance for the Cautious Portfolio is from launch on 31 May 2019 to 31 December 2019 and the performance shown for 2024 is to 31 March 2024 and the annualised performance shown is from the launch on 31 May 2019 to 31 March 2024. Source: Evelyn Partners Asset Management Limited and Morningstar. <sup>1</sup> As at 31 December 2023. <sup>2</sup>The fee of 0.20% is the fee Evelyn Partners receives for our services. The effect of this fee on the portfolio's performance would be to reduce the capital returns of the portfolio. It does not include platform fees, adviser charges or fees for the underlying funds. The Model Portfolio on Platforms invest into other Collective Investment Schemes, for each of which there is the Fund Manager's annual management charge and other expenses. These third party costs will vary between these funds but will normally range between 0.65% - 0.82%. †Dynamic Planner risk scores based on their assessment of the model data as at 31 December 2023. Defaqto risk scores based on their assessment of the model data as at 30 September 2023. FinaMetrica risk scores based on their assessment of the model data as at 31 August 2023. Oxford Risk profiling Score Mappings based on their annual assessment of our data as at 30 June 2023. Synaptic Risk Ratings are based on their assessment of the models data on 31 December 2023. EValue Risk Ratings are based on their assessment of the portfolio data over a 5 year time horizon as at 31 December 2023. No recommendation should be made solely on the basis of these scores, and additional research should be undertaken for any case. This service is intended for use by investment professionals only. Dynamic Planner, Defaqto, FinaMetrica, Oxford Risk, Evaluate, and Synaptic Risk are independent financial research and software companies specialising in rating, comparing and analysing financial products and funds.

There can be no assurance that any portfolio will achieve its investment objective. This document contains information believed to be reliable but no guarantee, warranty or representation, express or implied, is given as to their accuracy or completeness. This is neither an offer nor a solicitation to buy or sell any investment referred to in this document. Evelyn Partners Investment Management Services Limited documents may contain future statements which are based on our current opinions, expectations and projections. Evelyn Partners Investment Management Services Limited does not undertake any obligation to update or revise any future statements. Actual results could differ materially from those anticipated. Appropriate advice should be taken before entering into transactions. No responsibility can be accepted for any loss arising from action taken or refrained from based on this publication. In relation to this profile, Evelyn Partners Investment Management Services Limited is unable to assess or provide advice on the suitability of this profile for individual circumstances. No consideration has been given to the suitability of any investment profile for the particular needs of any recipient. Evelyn Partners Investment Management Services Limited will not be responsible to any other person for providing the protections afforded to retail investors or for advising on any investment, as a result of using this information.