

Evelyn Partners International Sustainable Cautious Portfolio GBP

31 March 2024

Capital at Risk. The value of investments and the income from them can fall as well as rise and you may not receive back the original amount invested. Please read the important information overleaf.

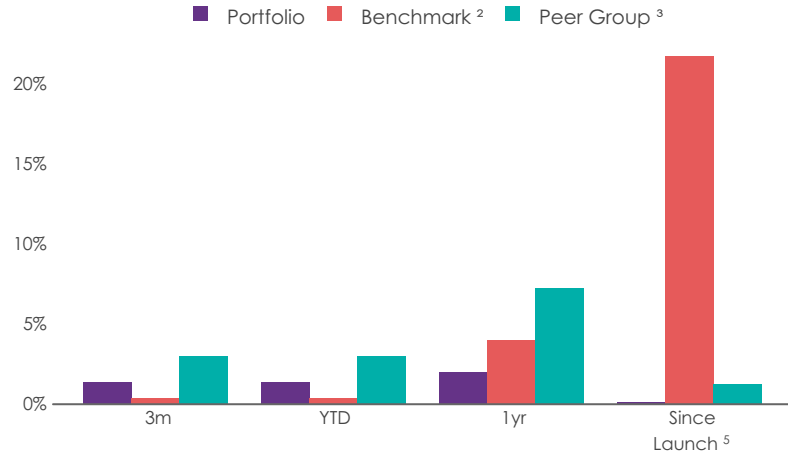
Portfolio objective

Appropriate for an investor with a four-year time horizon or more, who seeks low volatility of returns, is comfortable having typically around 40% of their portfolio in equities. The projected annualised rate of return over the long term is UK CPI +1.5%.

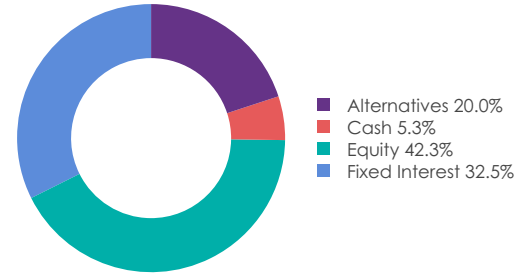
Risk

Investors should be able to tolerate a loss of up to 12.5% of the value of their portfolio in any one year, based on the assumption of 95% probability.

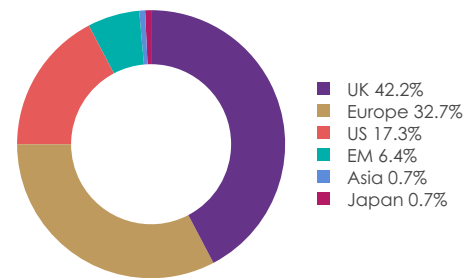
Performance ¹



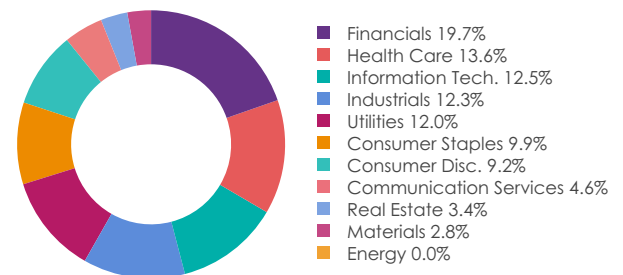
Asset breakdown



Equity Geographic breakdown



Equity Sector breakdown



Figures may not add to 100% due to rounding.

	Cumulative (%)				Rolling 12m (%)	
	3m	YTD	1yr	Since launch ⁵	2023	2024
Portfolio	1.49	1.49	2.05	0.12	-1.28	2.05
Benchmark ²	0.38	0.38	4.11	21.82	11.55	4.11
Peer Group ³	3.01	3.01	7.31	1.27	-4.52	7.31

Past performance is not a guide to future performance.

	Portfolio %
Alternatives	20.00
Absolute Return	7.00
JPM Global Macro Sustainable	3.50
Trojan Ethical Fund	3.50
Real Assets	13.00
International Public Partnerships Ltd	2.50
Invesco Physical Gold ETC	4.00
Renewable Infrastructure	2.50
Cordiant Digital Infrastructure	2.00
JLEN Environmental Assets Group	2.00
Cash	5.25
BlackRock ICS £ Liquidity	3.25
Cash	2.00
Equity	42.25
Asia	4.25
Stewart Investors Global Asia Pacific Sustainable	4.25
Emerging Markets	1.00
Alquity Future World Fund	1.00
Global	23.00
Schroder Global Sustainable Value Class C Acc	11.00
Fundsmith Sustainable Equity Fund	4.50
BMO Responsible Global Equity	4.00
Atlas Global Infrastructure Fund	2.00
IMPAX Environmental Markets	1.50
North America	4.00
FTGF CLEARBRIDGE US EQUITY SUSTAINABLE LEADERS	1.50
Brown Advisory US Sustainable	2.50
United Kingdom	10.00
Montanaro UK Income	5.00
Xtrackers MSCI UK ESG ETF	5.00
Fixed Interest	32.50
Corporate / Strategic Bonds	12.75
Aegon Gbl Shrt-Dtd Climate Transition	6.25
Vontobel Twentyfour Sustainable Strategic Income	6.50
Government Bonds	14.00
Vanguard US Govt Bond Index (H)	11.50
Brown Advisory Gbl Sustainable TR	2.50
Inflation Linked	5.75
CG Dollar Fund (H)	5.75

Portfolio volatility - standard deviation (ann), since launch ⁵	6.6%
Estimated yield (as at 31.03.24) ⁴	1.77%
Estimated underlying holdings charges (as at 31.12.23) ⁴	0.57%
Evelyn Partners charge	0.3%

Important notes:

¹ Source Evelyn Partners / FactSet as at 31.03.24. Periods over one year are annualised. Performance data is, net of underlying fund charges and Evelyn Partners' 0.30% investment management charge prior to 01.04.23 but gross of Evelyn Partners' investment management charge thereafter.

² UK +1.5%.

³ ARC Balanced Asset PCI GBP

⁴ Underlying holdings charges represent the weighted average of historic costs, source Morningstar.

⁵ Launch date 01.10.21.

Important information:

- The performance data shown herein is modelled and provided for information purposes only and may not be representative of any individual portfolio that follows this strategy.
- The value of investments and the income from them can fall as well as rise and you may not receive back the original amount invested.
- Past performance is not a guide to future performance.
- There can be no assurance that any portfolio will achieve its investment objective, the target return or any volatility target. Any target return or volatility target shown is neither guaranteed nor binding on the Manager.
- The asset allocation for the Evelyn Partners International offering is wholly constructed utilising non UK Situs Assets.

This document contains information from sources believed to be reliable but no guarantee, warranty or representation, express or implied, is given as to its accuracy or completeness. This is neither an offer nor a solicitation to buy or sell any investment referred to in this document. Evelyn Partners International Limited ("Evelyn Partners") documents may contain future statements which are based on our current opinions, expectations and projections. Evelyn Partners does not undertake any obligation to update or revise any future statements. Actual results could differ materially from those anticipated. Appropriate advice should be taken before entering into any transactions. No responsibility can be accepted for any loss arising from action taken or refrained from based on this publication. The officers, partners, directors and employees of Evelyn Partners, and affiliated companies and/or their officers, directors and employees may own or have positions in any investment mentioned herein or any investment related thereto and may trade in any such investment. Evelyn Partners International Limited is regulated by the Jersey Financial Services Commission.

ARC Private Client Indices ("PCI") are based on historical information and past performance is not indicative of future performance. PCI are computed using a complex calculation and the results are provided for information purposes only and are not necessarily an indicator of suitability for your specific investment or other requirements. ARC does not guarantee the performance of any investment or portfolio or the return of an investor's capital or any specific rate of return. ARC accepts no liability for any investment decision made on the basis of the information contained in this report. You should always complete your own analysis and/or seek appropriate professional advice before entering into an agreement with any PCI Data Contributor. The content is the property of ARC or its licensors and is protected by copyright and other intellectual property laws. Use of the information herein is governed by strict Conditions of Use as detailed on www.assetrisk.com/pci

Consumer Price Index (CPI) is public sector information licensed under the Open Government Licence, www.nationalarchives.gov.uk/doc/open-government-licence.

Source: FactSet