

Evelyn Partners International Conservative GBP

31 December 2023

Capital at Risk. The value of investments and the income from them can fall as well as rise and you may not receive back the original amount invested. Please read the important information overleaf.

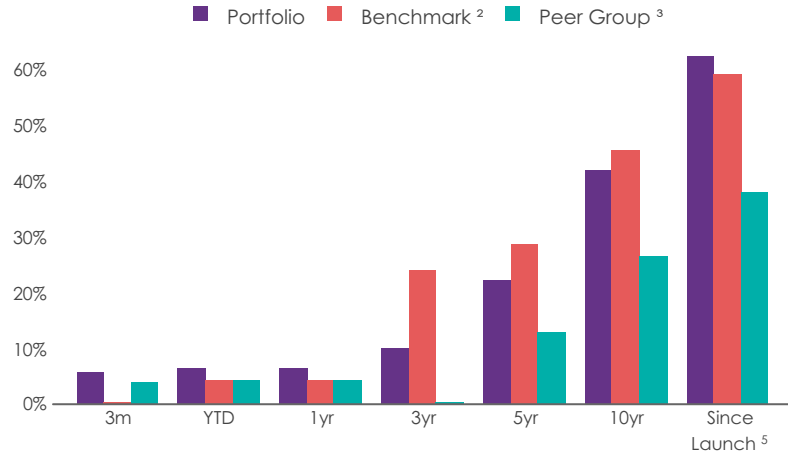
Portfolio objective

Appropriate for an investor with a two-year time horizon or more, who seeks low volatility of returns, is comfortable having typically around 30% of their portfolio in equities. The projected annualised rate of return over the long term is UK CPI +1%.

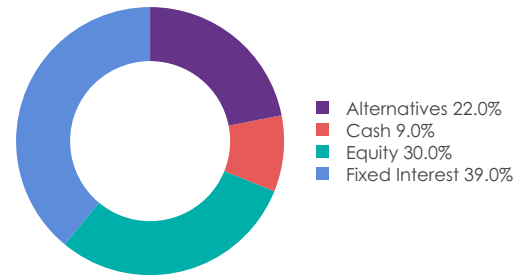
Risk

Investors should be able to tolerate a loss of up to 10% of the value of their portfolio in any one year, based on the assumption of 95% probability.

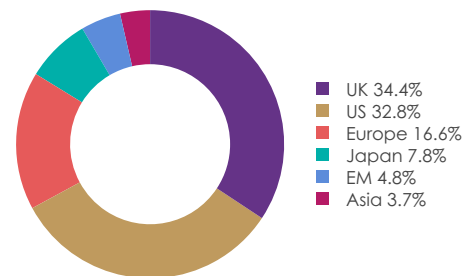
Performance ¹



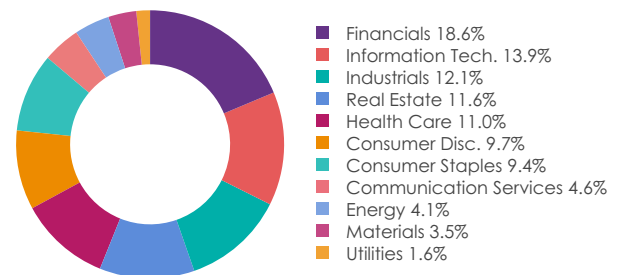
Asset breakdown



Equity Geographic breakdown



Equity Sector breakdown



Figures may not add to 100% due to rounding.

	Cumulative (%)							Rolling 12m (%)				
	3m	YTD	1yr	3yr	5yr	10yr	Since launch ⁵	2019	2020	2021	2022	2023
Portfolio	5.84	6.78	6.78	10.29	22.59	42.15	62.74	8.70	2.26	9.13	-5.35	6.78
Benchmark ²	0.01	4.56	4.56	24.06	28.93	45.67	59.35	2.30	1.59	6.39	11.53	4.56
Peer Group ³	4.01	4.43	4.43	0.57	13.23	26.66	38.28	8.05	4.20	4.23	-7.60	4.43

Past performance is not a guide to future performance.

	Portfolio %
Alternatives	22.00
Absolute Return	11.00
CG Absolute Return	6.00
Fulcrum Diversified Absolute Return	5.00
Real Assets	11.00
BBGI Global Infrastructure S.A.	5.00
Schroder Global Cities	3.00
Invesco Physical Gold ETC	3.00
Cash	9.00
iShares Gilts UK 0-5 yr	5.00
Cash	2.00
iShares GBP Ultrashort Bond UCITS ETF	2.00
Equity	30.00
Asia	3.00
Veritas Asia GBP	3.00
Europe	4.00
BlackRock European Flexible	4.00
Global	6.00
Guinness Global Equity Income	3.00
Fundsmith Equity Feeder Fund	3.00
Japan	2.00
JPM Japan	2.00
North America	7.00
iShares Core S&P 500 GBP Hedged	5.00
Edgewood US Select Growth	2.00
United Kingdom	8.00
iShares Core FTSE 100	5.00
Montanaro UK Income	3.00
Fixed Interest	39.00
Corporate	2.00
SPDR Bloomberg Sterling Corporate Bond	2.00
Corporate / Strategic Bonds	15.00
Vontobel Twentyfour Strategic Income	8.00
Brown Advisory Global Sustainable Total Return	7.00
Government Bonds	15.00
iShares Core UK Gilt	8.00
Vanguard US Government Bond Index (H)	7.00
High Yield	2.00
Capital Group Global High Income Opps	2.00
Inflation Linked	5.00
Sanlam Global Inflation-Linked Bond	5.00
Portfolio volatility - standard deviation (ann), 5 years	6.1%
Portfolio volatility - standard deviation (ann), since launch ⁵	4.9%
Estimated yield (as at 31.12.23) ⁴	2.62%
Estimated underlying holdings charges (as at 31.12.23) ⁴	0.48%
Evelyn Partners charge	0.3%

Important notes:

¹ Source Evelyn Partners / FactSet as at 31.12.23. Periods over one year are annualised. Performance data is, net of underlying fund charges and Evelyn Partners' 0.30% investment management charge prior to 01.04.23 but gross of Evelyn Partners' investment management charge thereafter.

² UK CPI + 1%

³ ARC Sterling Cautious PCI.

⁴ Underlying holdings charges and yield represents the weighted average of these, source Morningstar Direct.

⁵ Launch date 01.07.11.

Important information:

- The performance data shown herein is modelled and provided for information purposes only and may not be representative of any individual portfolio that follows this strategy.
- The value of investments and the income from them can fall as well as rise and you may not receive back the original amount invested.
- Past performance is not a guide to future performance.
- There can be no assurance that any portfolio will achieve its investment objective, the target return or any volatility target. Any target return or volatility target shown is neither guaranteed nor binding on the Manager.
- ARC Private Client Indices ("PCI") are based on historical information and past performance is not indicative of future performance. PCI are computed using a complex calculation and the results are provided for information purposes only and are not necessarily an indicator of suitability for your specific investment or other requirements. ARC does not guarantee the performance of any investment or portfolio or the return of an investor's capital or any specific rate of return. ARC accepts no liability for any investment decision made on the basis of the information contained in this factsheet
- The asset allocation for the Evelyn Partners International offering is wholly constructed utilising non UK Situs Assets.

This document contains information from sources believed to be reliable but no guarantee, warranty or representation, express or implied, is given as to its accuracy or completeness. This is neither an offer nor a solicitation to buy or sell any investment referred to in this document. Evelyn Partners International Limited ("Evelyn Partners") documents may contain future statements which are based on our current opinions, expectations and projections. Evelyn Partners does not undertake any obligation to update or revise any future statements. Actual results could differ materially from those anticipated. Appropriate advice should be taken before entering into any transactions. No responsibility can be accepted for any loss arising from action taken or refrained from based on this publication. The officers, partners, directors and employees of Evelyn Partners, and affiliated companies and/or their officers, directors and employees may own or have positions in any investment mentioned herein or any investment related thereto and may trade in any such investment. Evelyn Partners International Limited is regulated by the Jersey Financial Services Commission.